

# LOCATOR<sup>®</sup>

The Gold Standard For Your Patients



**ZD** ZEST DENTAL  
SOLUTIONS<sup>®</sup>



A ZEST  
LOCATOR®  
SOLUTION  
FOR EVERY  
PATIENT,  
EVERY CASE.

## TODAY'S LOCATOR

Zest's flagship product, LOCATOR®, has been helping patients smile confidently for over 40 years, serving more than 4 million people worldwide. As the industry-leading solution for implant-supported dentures, LOCATOR offers flexible treatment options for patients facing both partial and full edentulism. With its wide compatibility across implant systems and straightforward restoration process, LOCATOR makes it simple for dental practices to provide lasting solutions at any stage of a patient's dental health journey.

Compatible processing components from LOCATOR Root to the new LOCATOR Angled Abutments make it easy for a practice to offer multiple treatment solutions for partial and complete edentulism with the simple and familiar restorative workflows. LOCATOR has the most implant compatibilities of any overdenture system globally. This allows you to be prepared to restore virtually any implant system with LOCATOR.

## REMOVABLE OR FIXED... TWO SOLUTIONS USING LOCATOR ABUTMENTS WITH ZERO SCREWS

**LOCATOR Removable** is the premier system for implant retained overdentures. Zest LOCATOR is the most versatile and flexible attachment system on the market with over 280 connections.

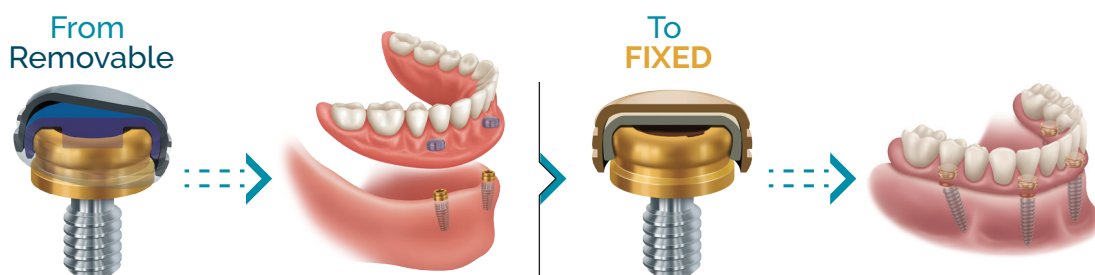
- Offers customizable levels of retention, the lowest vertical profile and exceptional durability.
- Self-aligning technology allows for easy insertion and removal by patients.





**LOCATOR FIXED** allows you to easily convert existing LOCATOR Removable overdentures into permanent FIXED prostheses, without the need for changes to the underlying LOCATOR abutments. A minimum of four implants are all that's needed to begin the LOCATOR FIXED journey with your patients.

- The LOCATOR FIXED prosthesis housing is designed to have higher bond strength and maintains the same pick-up method as existing LOCATOR Removable housings.
- Ultra precision manufactured FIXED inserts made of rigid material designed to match the inner geometry of our LOCATOR FIXED housing performs as a fixed full-arch solution.
- Corrects up to 40 degrees of total implant divergence.
- Delivers a fixed full-arch solution using existing LOCATOR abutments.



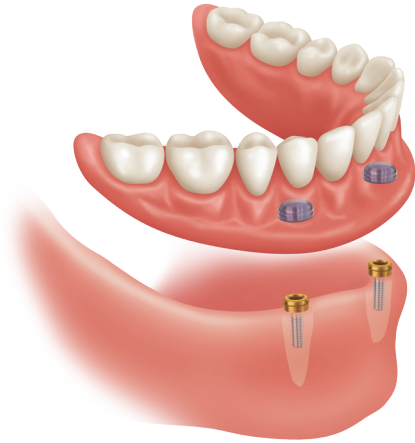
Same Abutment. Same Workflow.



## MEET THE LOCATOR LINE-UP


### LOCATOR Root\*

Leveraging the natural tooth root - when possible - can give patients all the benefits you have come to expect and love from LOCATOR attachments without the need for implant placement. This makes it an affordable option for patients who are unable to accept alternative treatments due to financial limitations. Introduce them to the benefits of retention vs. traditional dentures with LOCATOR Root:



- Choice of straight post and three angles (0, 10 and 20 degrees) to accommodate divergent roots.
- Faster, less intimidating, more cost-effective path to overdentures.
- A great option for bridges or partial dentures.

## THE LOCATOR COLLECTION



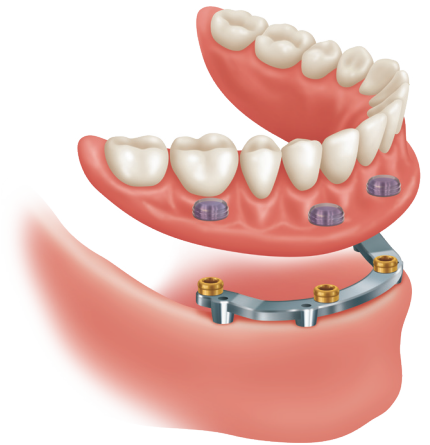
LOCATOR Removable

LOCATOR FIXED

## LOCATOR Bar\*

When a case calls for the added stability of a bar, LOCATOR Bar Attachment offers the same restorative benefits and workflows as our standard LOCATOR.

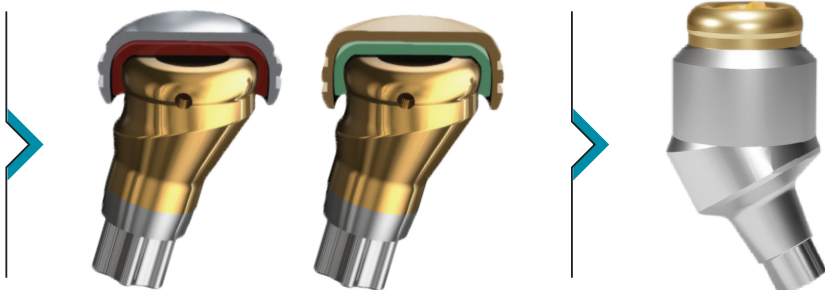
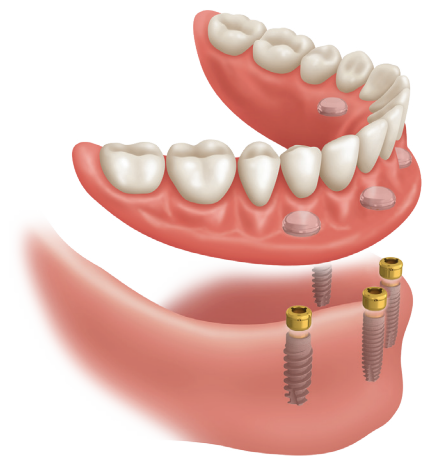
- Choose from three options for the fabrication of a resilient attachment on an implant-supported cast alloy or milled titanium bar.



## LOCATOR Implant System

The 2-piece LOCATOR® Implant System offers you the confidence that comes with one of the most trusted names in dentistry. By bundling the abutment, processing components, and implant, Zest is able to deliver an implant system that will change the way you approach edentulous or partially edentulous patients. This all-in pricing can reduce the cost of LOCATOR implant and abutment pairing, increasing the universe of treatable patients.

- Supports both Removable and FIXED treatment plans.
- Available in 6 implant diameters ranging from 2.4-4.9mm and lengths from 8-14mm.
- Single 2.9mm prosthetic connection for all implant sizes enabling a platform switch for standard ridge designs and easy inventory management.



LOCATOR  
Angled Abutment

LOCATOR for  
Multi-Unit Abutments

\*LOCATOR Root and LOCATOR Bar are not compatible with LOCATOR FIXED



**NEW**

## LOCATOR ANGLED ABUTMENTS - THE NEWEST INNOVATION IN OUR LINE-UP

The new LOCATOR Angled Abutment connects clinicians to a greater number of edentulous patients by offering a financially accessible solution that meets their unique dental healthcare needs. This innovation adds 15 degrees of angle correction and makes it possible to treat more patients than ever in combination with the LOCATOR Removable or the LOCATOR FIXED systems.

- Using extended range inserts, this solution offers a total of 35 degrees of implant angle correction.
- Self-aligning design and improved path of insertion allows patients to easily seat their overdenture.
- Offers ability to increase A-P spread to limit distal cantilevers and lengthen prosthetic when using LOCATOR FIXED.

OPPORTUNITY:  
ONLY 10% OF  
41 MILLION  
DENTURE  
PATIENTS  
RECEIVE  
DENTAL  
IMPLANTS\*...

ALL PATIENTS  
DESERVE A  
LOCATOR LIFE!


\*Data on file.

  
LOCATOR®



**REMOVABLE**

  
LOCATOR **FIXED**®



**FIXED**

*Same  
LOCATOR  
Abutment,  
Two Solutions*

## LOCATOR FOR MULTI-UNITS


Transition from a screw-retained fixed prosthesis to a removable overdenture solution with ease by utilizing the existing implant manufactured multi-unit abutments with the LOCATOR® for Multi-Unit Abutment Assembly.

# LOCATOR REMOVABLE AND FIXED INSERTS

## Versatility in Retention and Angulation

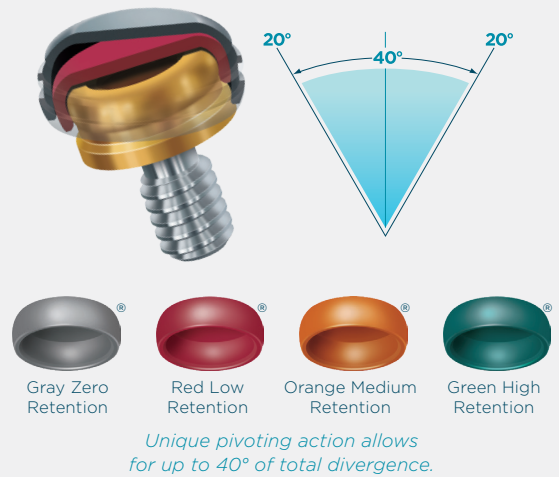
### ➤ REMOVABLE STANDARD INSERTS

Our innovative Dual Retention capability provides the LOCATOR Attachment with a greater retention surface area than any other system.



### ➤ REMOVABLE EXTENDED INSERTS

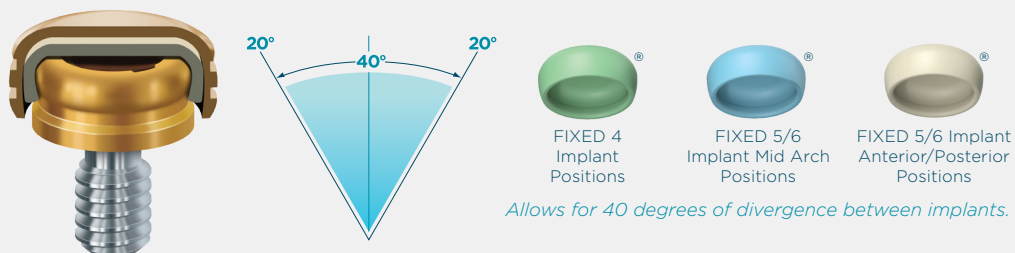
Restore a non-parallel implant with up to 20 degrees of angulation, or 40 degrees of divergence between two implants.



**The pivot makes it possible!** Removable LOCATOR Inserts, with pivoting technology, allow for a resilient connection of the denture and prevents damage to inserts during seating. The LOCATOR insert pivots in its denture housing without any loss of retention.

### ➤ FIXED INSERTS

**It's all in the Inserts and Housings!** Whereas the Removable LOCATOR solution uses a flexible nylon insert and silver housing, the FIXED offering uses precision manufactured rigid inserts and a gold housing with additional retention features. The system can accommodate 40 degrees of divergence between two implants.





**ZEST DENTAL SOLUTIONS**  
2875 LOKER AVENUE EAST  
CARLSBAD, CA 92010 USA  
**WWW.ZESTDENT.COM**

TOLL FREE: 1.800.262.2310  
DIRECT: 1.442.244.4835  
FAX: 760.743.7975  
EMAIL: SALES@ZESTDENT.COM

L8154 REV A 12/24

©2024 ZEST Anchors LLC. All rights reserved. LOCATOR, ZEST and Zest Dental Solutions are registered trademarks of ZEST IP Holdings, LLC. ERA is a registered trademark of Sterngold Dental, LLC.